



Bream Gardening Society **161st Summer Show**

Schedule of Competition Classes

**Vegetables • Flowers • Flower Arranging • Eggs
Baking • Preserves • Honey • Arts & Crafts • Photography
Section for Children & Young People**

Saturday 15th August 2026

Bream Sports Club

High Street, Bream, Gloucestershire. GL15 6JF

Show opens 2pm Prize-giving 5pm

Admission £2 Accompanied children free

Competitions open to all

Entries close 6pm Thursday 13th August 2026

www.breamgardeners.net  [Bream Gardening Society](https://www.facebook.com/BreamGardeningSociety)

breamgardeningociety@gmail.com



JUDGES - to be confirmed

We are grateful to our judges for their time and expertise.

Vegetable Section:

Floral Section:

Floral Arrangement Section:

Handicraft Section:

Domestic Section:

Honey Section:

Photography Section:

Section for Children & Young People:

SHOW SECRETARY

Elizabeth Gardner

Hazelbrae, New Road, Aylburton, Gloucestershire. GL15 6DT

breamgardeningociety@gmail.com

0797 068 8702

CONTENTS

Judges and Show Secretary	1	Honey Section	44
Welcome to the Show	2	Recipe: Honey - Local Honey Muffins	45
Live Love Local: Forest of Dean Cup	2	Advice: Honey Section	46
Sponsorship & Prizes	3, 4	Photography Section	47
Timetable & Rules	6	Advice: Photography Section	47
Vegetable Section	8, 10, 12	Autumn Photography Classes	48
Advice: Vegetable Section	14	Battle of the Villages	48
Floral Section	16, 18, 20	Schools' Challenge Shield	49
Advice: Floral Section	19	Section for Children & Young People	50, 51
Floral Arrangement Section	22, 24	Recipe: Children & Young People - Tomato Tarts	52
Advice: Floral Arrangement Section	24	How to Enter	54
Handicrafts Section	26, 28, 30	Entry Form	56
Advice: Handicrafts Section	32	BGS Summer Programme 2026	58
Instructions: Twiddlemitt	34	BGS Membership	59
Domestic Section including Eggs	36, 38, 40		
Recipe: Live Love Local: FoD	39		
- Speech House Pudding			
Recipe: Novice - Shortbread Biscuits	41		
Advice: Domestic Section	42		

WELCOME TO THE 161ST BREAM SUMMER SHOW

We are very grateful to all those who support the show year after year - the volunteers, sponsors, advertisers, visitors, and especially the competitors, without whom there would be no show. We have lots of regular participants, but it is fabulous to see many younger people getting involved and growing some amazing flowers and produce too.

This year, we are particularly proud of our Young Gardeners group (for children and young people of primary school age and above) which has been chosen to exhibit a wheelbarrow garden at the **RHS Badminton Flower Show!** They will be reconstructing their garden at our own Summer Show so that they can show off their creation to the whole village – please come along to support them.

The theme of their garden is **Live Love Local: Forest of Dean**. Their garden will celebrate the margins of our ancient forest: the trees, wildflowers and, of course, the iconic forest sheep and boar. It will also feature a nod to the important history of mining in the Forest, particularly apt as this year marks the centenary of the 1926 General Strike. Due to the months of extreme hardship experienced in the village during the miners' lockouts, 1926 is the only year in Bream Gardening Society's 162-year history that a flower show has not been held in the summer.

Our show isn't just of interest to gardeners. As well as flowers, fruits and vegetables, we hope to pack the marquee with art, crafts, photographs, bakes, preserves, eggs, and honey. Everyone is invited to take part in the show; look through this schedule to see which classes pique your interest.

This schedule should provide all the information you need to enter the show. However, if you have any queries, please contact us and we shall be very happy to help.

We look forward to welcoming you on 15th August, come rain or shine!

Elizabeth Gardner (Show Secretary) and Kathryn Gardner (Show Manager)

LIVE LOVE LOCAL: Forest of Dean Cup

This year's all-round competition is inspired by the title of the BGS Young Gardeners' wheelbarrow garden for the RHS Badminton Flower Show - **Live Love Local: Forest of Dean**.

There is one qualifying class per section, seven in total. Look out for the oak leaf logo. Each class will have a link to the history, heritage or environment of the Forest of Dean.

The cup will be awarded to the exhibitor with the highest points total accumulated across the seven classes. You do not have to enter all seven classes to compete for the cup.

Vegetable Section	13: PEAS – not just Bream Black peas!
Floral Section	50: FERN
Floral Arrangement Section	61: THERE ONCE WAS COAL & DUST, FLAMES & RUST
Handicraft Section	64: ART or CRAFT: BLUEBELL WOODS
Domestic Section	80: SPEECH HOUSE PUDDING
Honey Section	103: LOCAL HONEY MUFFINS
Photography Section	104: VIEW OF THE FOREST



SPONSORS

Thank you to all our sponsors, advertisers, stallholders, and volunteers for your support.

MARQUEE SPONSORS: This year, we don't have a main show sponsor. Instead, we hope that several local businesses will contribute towards our marquee hire costs.

We shall be offering banner advertisements to all marquee sponsors at this year's show.

If you or your business might be able to help, please get in touch. Thank you.

COTTAGE GARDEN COLLECTION: VEGETABLES, FLOWERS & HERBS

The Forester and *The Forest of Dean and Wye Valley Review*



ROSE CLASSES - *Gloucestershire Branch of The Royal Society of St. George*



NOVICE CLASS: COLLECTION OF VEGETABLES - *C. Hutchinson-Holford*

MIXED VASE OF CUT FLOWERS and VASE OF FOLIAGE

Blistors Farm, self-catering holiday accommodation



NOVICE CLASS: MIXED VASE OF FLOWERS AND FOLIAGE - *T. and P. Breadman*

GROW WILD - *Harebell & Bee, Dried Flower Designs*



SYD MARTIN MEMORIAL CUP - *Mrs. J. Dowle*

ART or CRAFT: BLUEBELL WOODS - *Sew Forest of Dean*



KNITTING: TWIDDLEMITT - *Nanny B's, Haberdashery and Yarn craft*



SOFT CRAFT ON A THEME: SEED PACKET - **BGS Textile Crafts Group**

Bream Gardening Society
Textile Crafts Group

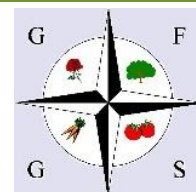
DRAWING and/or PAINTING: POLLINATORS - **Inspirations Picture Framing**



THE AUNTY MABEL AWARD FOR HANDICRAFT - **Mrs. J. Dowle**

GFGS CLASS FOR CHILDREN & YOUNG PEOPLE: TOMATOES

Gloucestershire Federation of Garden Societies



GERALD DOWLE SCHOOLS' CHALLENGE SHIELD - **Mrs. J. Dowle**

BGS YOUNG GARDENERS' WHEELBARROW GARDEN

Lydwood, CNC routing specialists and wooden component manufacturers

Gladstone Sawmill, hardwood and softwood timber products

Simon Brown, Yippee Design



PRIZES

See individual sections for details of all other cups and prizes to be awarded.

BGS SUMMER CHALLENGE CUP, HORTICULTURAL: Best in Show – Horticultural Classes
Vegetable and Floral Sections.

BGS SUMMER CHALLENGE CUP, NON-HORTICULTURAL: Best in Show – Non-horticultural Classes
Floral Arrangement, Handicraft, Domestic, Honey, and Photography Sections.

RHS BANKSIAN MEDAL: Highest number of place points in all horticultural classes
Vegetable and Floral Sections. The previous two winners are not eligible to win this medal.



THE A.B. HARRISON MEMORIAL CUP: Winner of the BGS members-only class: **Biggest Bloom**
Sunflower 'Dwarf Sunspot' bloom with the greatest diameter as measured across the disc florets.
Open to BGS members only.

LIVE LOVE LOCAL: FOREST OF DEAN CUP: Highest number of place points accumulated across the
seven qualifying classes, one in each section
Classes: 13, 50, 61, 64, 80, 103 and 104. See page 2 for details.

Ian Watts & Son Ltd

**Independent Family
Funeral Directors**



Est. 1968

**24 Hour Personal Service
Private Chapel of Rest
Monumental Services
Pre-Payment Plans
Private Services
Bespoke Funeral Services**

◆

**26 Ridgeway, Yorkley, Lydney,
Gloucestershire. GL15 4SE
Tel 01594 562543**

**Bream Chapel of Rest: High Street,
Bream, Nr Lydney, GL15 6EQ**

www.ianwattsandson.com



TIMETABLE & RULES

Further advice is available on our website or from the Show Secretary.

Closing date for entries	6:00pm	Thursday 13 th August 2026
Exhibit staging	8:00am – 10:15am Entry desk closes at 10:00am	Saturday 15 th August 2026
Closed for judging	10:15am – 2:00pm	
Show open	2:00pm – 5:30pm	
Cup presentation	5:00pm	
Removal of exhibits	5:30pm onwards	

- Show entry:** All classes bar one (Class MO) are open to non-members. Exhibitors do not need to live locally. Unless otherwise stated, exhibitors may make only one entry per class.

By entering, exhibitors signify their acceptance of the rules and regulations and confirm:

 - All exhibits entered in the Vegetable and Floral Sections have been grown/produced by them or have been in their possession for at least two months prior to the Show. The Committee reserves the right to visit any exhibitor's garden.
 - All non-horticultural exhibits are their own unaided work and have not been exhibited at a BGS Show before.
 - All honey and wax entered into the Honey Section (bar class 103) is produce of their own bees.

Entry forms must arrive with the BGS Show Secretary no later than 6pm on Thursday 13th August. Late entries will not be accepted. See page 54 for details.
- Exhibit staging:** Exhibits must be staged on show day between 8:00am and 10:15am. The entrance desk will close at 10:00am. Exhibitors are asked to leave the venue as soon as they have completed their staging. Only exhibitors, their helpers, and show officials are allowed in the venue during staging time. Vegetables and flowers must be trimmed before entering the venue. (Some final trimming is allowed.) Unless otherwise stated, cut flowers should be exhibited in vases with water.

Exhibitors should check that their entries comply with all the schedule requirements. Deviations may lead to disqualification.
- Judging:** The venue will close for judging at 10:15am and the venue will remain closed until 2:00pm. Flower arrangements will be judged under NAFAS rules. Contact the BGS Show Secretary for details.
- Objections:** All objections should be presented in writing to the BGS Show Secretary before 4:30pm on show day. Objections should be accompanied by a £2 deposit. Deposits are only refundable if the objection is upheld.

Exhibitors found to have infringed the rules shall forfeit all claims to any resulting awards.
- Prizes:** Cash prizes must be collected from the Treasurer's desk from 3:30pm on show day. The presentation of cups and trophies will commence at 5:00pm outside the main marquee. The BGS Show Secretary reserves the right to withhold any awards on a judge's recommendation.
- Removal of exhibits:** Exhibits may not be removed from the show benches until after prize-giving has been completed, no earlier than 5:30pm.
- Liability:** Although all possible care will be taken, BGS accepts no liability with respect to loss/damage of exhibitors' property over the duration of the event.
- Return of cups and trophies:** All cups and trophies awarded by BGS must be returned to the BGS Show Secretary by the end of July 2027.



COINROS PARK NURSERIES

For all your gardening needs.

COINROS
PARK



Quality plants at Great Prices.

**Large selection of Pots
and Garden Ornaments.**

Opening Times: Mon-Sat: 9am-4.30pm Sun: 10am-4pm

**Lydney Park Estate (behind Taurus Crafts), Lydney. GL15 6BU
Telephone – 01594 840447**

VEGETABLE SECTION

Open classes: Entry fee 50p per class

For further guidance, see page 14.

Class	Prize money: 1 st	2 nd	3 rd
<p>1 COTTAGE GARDEN COLLECTION: VEGETABLES, FLOWERS & HERBS — Exhibitor's choice of at least six kinds of vegetables, salad, and/or fruit displayed in a basket, trug, or box; and a posy of mixed garden flowers and herbs displayed in a jar of water. Number of specimens of each kind at the discretion of the exhibitor. <i>Note: Culinary herbs should not be displayed in flower.</i></p> <p><i>Double points</i></p> <p><i>Sponsored by The Forester and The Forest of Dean and Wye Valley Review</i></p>	£15	£10	£5
<p>2 MEDITERRANEAN MIX — Exhibitor's choice of at least five kinds of 'Mediterranean' vegetables and/or herbs. Displayed in a basket, trug, or box. Number of specimens of each kind at the discretion of the exhibitor.</p> <p><i>'Mediterranean' vegetables and/or herbs: For example, tomatoes, onions, garlic, courgettes, aubergines, peppers, chillies, marjoram, fennel, basil, and/or thyme.</i></p> <p><i>Double points</i></p>	£5	£3	£2
<p>3 NOVICE CLASS: COLLECTION OF VEGETABLES — Exhibitor's choice of at least five kinds of vegetables, salad, and/or fruit. Displayed in a basket, trug, or box. Number of specimens of each kind at the discretion of the exhibitor.</p> <p><i>Grown by an exhibitor who has never placed 1st, 2nd or 3rd in the Vegetable Section or the Autumn Produce Section at a BGS Show.</i></p> <p><i>Double points</i></p> <p><i>Sponsored by C. Hutchinson-Holford</i></p>	£10	£6	£4
<p>4 COLLECTION OF SINGLE VEGETABLES — Exhibitor's choice of six kinds of vegetables, salad, and/or fruit. 1 specimen of each kind. Arranged directly on the bench. Space allowed: 60cm frontage.</p> <p><i>Double points</i></p>	£5	£3	£2
<p>5 POTATOES: WHITE — 4 of one cultivar. Displayed on a plate.</p>	£2	£1.50	£1
<p>6 POTATOES: COLOURED — 4 of one cultivar. Displayed on a plate.</p>	£2	£1.50	£1
<p>7 CARROTS: STUMP-ROOTED or LONG-POINTED — 3 of one cultivar.</p> <p><i>Additional entries allowed at 50p each, but each entry must be of a different kind of carrot (stump-rooted or long-pointed).</i></p>	£2	£1.50	£1
<p>8 BEETROOT — 3 of one cultivar. Displayed on a plate.</p>	£2	£1.50	£1
<p>9 ONIONS: GROWN FROM SEEDS or SETS — 3 of one cultivar, grown from seeds or from sets. Displayed on rings. <i>Note: Rings available if requested in advance.</i></p>	£2	£1.50	£1
<p>10 SHALLOTS: PICKLING or CULINARY — 9 of one cultivar. Displayed in a shallow dish of sand or similar.</p>	£2	£1.50	£1



COLEFORD GARDEN CENTRE

For All Your Gardening Needs


*We stock a full range of
garden chemicals, fertilisers,
composts, pots, seeds and bulbs.*


*Also an excellent range of shrubs,
climbers, trees, perennials etc.*

*The largest range of garden tools
in the area.*

*Large pond department
and bird seed choice.*

LAMBSQUAY ROAD
MILKWALL
COLEFORD
GLOS. GL16 8QA
Telephone: 01594 832700



Class	Prize money:	1 st	2 nd	3 rd
11	RUNNER BEANS — 9 bean pods of one cultivar.	£2	£1.50	£1
12	FRENCH BEANS: CLIMBING, or DWARF — 9 bean pods of one cultivar.	£2	£1.50	£1
13	 FoD CLASS: PEAS — 6 pea pods of one cultivar. Open to all pea cultivars, not just our local heirloom variety, the Bream Black Pea.	£2	£1.50	£1
14	BRASSICAS — 1 head of a brassica such as broccoli, cabbage, calabrese, cauliflower, Chinese cabbage, kale, romanesco, or similar. <i>Additional entries allowed at 50p each, but each entry must be of a different kind of brassica.</i>	£2	£1.50	£1
15	COURGETTES or MARROWS — 2 of one cultivar.	£2	£1.50	£1
16	CUCUMBERS — 2 of one cultivar.	£2	£1.50	£1
17	SWEET PEPPERS — 2 of one cultivar.	£2	£1.50	£1
18	HOT PEPPERS (CHILLIES) — 4 of one cultivar.	£2	£1.50	£1
19	TOMATOES: MEDIUM or LARGE — 6 of one cultivar, larger than 3.5cm in diameter. Displayed on a plate.	£2	£1.50	£1
20	TOMATOES: TRUSS — Stalk of cherry-type tomatoes, each not exceeding 3.5cm in diameter.	£2	£1.50	£1
21	TOMATOES: COLLECTION OF 3 KINDS — 1 large tomato (over 7.5cm in diameter), 3 medium tomatoes (3.5 - 7.5cm in diameter), and 5 small tomatoes (under 3.5cm in diameter). Displayed on a plate.	£2	£1.50	£1
22	LETTUCE — 1 of any type.	£2	£1.50	£1
23	FRUIT BASKET — Exhibitor's choice of at least three kinds of fruit. Displayed in a basket, box or trug. Number of specimens of each kind at the discretion of the exhibitor. <i>Double points</i>	£5	£3	£2
24	SOFT FRUIT — 12 berries of one cultivar, or 5 strigs of currants of one cultivar, or 1 bunch of grapes. Displayed on a plate or shallow dish. <i>Additional entries allowed at 50p each, but each entry must be of a different kind of soft fruit.</i>	£2	£1.50	£1
25	STONE FRUIT — 3 of one cultivar. <i>Additional entries allowed at 50p each, but each entry must be of a different kind of stone fruit.</i>	£2	£1.50	£1
26	RHUBARB — 3 sticks.	£2	£1.50	£1
27	HEAVIEST ONION	£2	£1.50	£1

Contact your local specialists

DEAN MOWERS LTD

Central Garage, High St, Blakeney, Glos, GL15 4EB

01594 516613



www.deanmowersltd.co.uk

Proud stockist of:



Class	Prize money:	1 st	2 nd	3 rd
28 LONGEST RUNNER BEAN		£2	£1.50	£1
29 HEAVIEST CABBAGE — Stem no longer than 10cm.		£2	£1.50	£1
30 FRUIT or VEGETABLE NOT IN SCHEDULE — Any kind of fruit or vegetable not in schedule. Consult the Show Secretary for the number of specimens required. <i>Additional entries allowed at 50p each, but each entry must be of a different kind of fruit or vegetable.</i>		£2	£1.50	£1
31 NOT WHAT I EXPECTED! — Any misshapen fruit or vegetable.		£2	£1.50	£1
32 GARDEN COMPOST — Compost made by any method, presented in the container provided (volume ~500ml). Composting method to be listed on the card provided.		£2	£1.50	£1

THE LEN PREEST MEMORIAL TROPHY: Winner of Cottage Garden Collection

GRANNY JONES CUP: Winner of Novice Class - Collection of Vegetables

THE DON JOHNS CHALLENGE CUP: Winner of Longest Runner Bean

FRED WILCE MEMORIAL CHALLENGE CUP: Highest points total in the potato classes

GERALD VAUGHAN MEMORIAL CUP: Highest points total in the potato, onion, and bean classes

H.S. THOMAS MEMORIAL CUP: Highest points total in the Vegetable Section (excl. class 31)

D & L EDWARDS TRANSPORT CUP: Best exhibit in the Vegetable Section (excl. class 31)



J.C. AUTO'S
AUTO REPAIRS:SERVICING,
BODYWORK & MOT WORK

THE OLD COAL YARD
HANG HILL ROAD
BREAM, GL15 6HS

CALL JACK ON
01594 563649 OR
07833 900920

J.C. AUTO'S
REPAIRS TO ALL MAKES & MODELS
CARS BOUGHT & SOLD



FRYDAY'S

Traditional Fish and Chips

Take Away Food in BREAM

01594 562281

Wishing Bream Flower Show the very best of luck.

Thank you for your continued support.



The Merry Maid Mobile Bar

Weddings, Parties, Events, Festivals & much more!

To hire call 07990 542614

or email TheMerryMaid@risingsunbream.uk

ADVICE: Vegetable Section

Your entries don't need to be perfect, just have a go! The more entries, the better the show.

Check that your entry meets all the class requirements, including the number of specimens required.

Collections: Produce should be grouped but not cramped so that each kind can be seen.

Individual classes: Fruit and vegetables should be exhibited with no additional garnish. Where more than one of a kind is displayed, the produce shown should be as near identical as possible.

Potatoes: White potatoes should show no colour at all. Coloured potatoes may be uniformly coloured or just show colour around the eyes. Be careful not to damage the skin when cleaning.

Other root vegetables: Tap roots should be kept intact if possible and there should be little evidence of side roots. Be careful not to damage the skin when cleaning. Foliage should be trimmed: beetroot, carrots and parsnips to 7.5cm; turnips and swedes to 5cm; radishes to 3cm.

Onions and shallots: Should be smooth and clean but not excessively 'skinned'. Roots trimmed to the basal plate and tops neatly tied if possible. Onions of at least 7.5cm in diameter are preferred.

Beans, peas, courgettes, marrows, cucumbers, peppers, and some fruits: Should be displayed with some stalk attached.

Beans and peas: Pods should be arranged in a straight line, with all the pods facing the same direction.

Brassicas: Outside leaves may be removed but not too many. Cauliflower leaves should be neatly trimmed to expose the curd. Stems of cabbages and cauliflowers should be trimmed to approximately 7.5cm. Kale is best presented in a vase of water to maintain freshness.

Courgettes: Fruit under 20cm in length are preferred. If a round cultivar is shown, approximately 7.5cm in diameter is preferred. May be shown with or without flowers.

Tomatoes: Fruits should be displayed with their calyx attached.

Tomato trusses: Trusses with 1/3 ripe, 1/3 nearly ripe, and 1/3 underripe fruit are preferred.

Lettuce: Best displayed with their roots intact. Enclose roots in a small plastic bag, neatly fastened.

Fruit: Avoid rubbing the bloom off fruit. Hard fruits should be displayed with their stalk attached. Soft fruits should be displayed with their stalk or calyx attached where appropriate.

Rhubarb: Base pulled, not cut. Leaves trimmed to 7.5cm.

Compost: Should be fairly dry, well rubbed and separated.

For further advice, please visit our website or contact the Show Secretary.



THE BREAM SUMMER SHOW NEEDS YOU!

Can you help, even for just one hour?

If so, please get in touch with the Show Secretary.

Help to keep Bream Show thriving — 161 years and counting!



CACKETTS NURSERY

Raising young plants for over 60 years

Little Drybrook
GL16 8LP

Tel: 01594 560238
10am till 5pm

Open all seasons

Find us on Facebook: www.facebook.com/littledrybrookthenursery

Bedding and container plants
Hanging baskets readymade and to order
Young vegetable plants
Perennials
Roses
Shrubs and climbers

Proud to sponsor **Bream Annual Flower Show**

The Royal Society of St George

Established 1894; Royal Charter granted 1963

Patron: King Charles III



An apolitical patriotic Society open to all who love England and Englishness and who support the Society's aims, objectives, history, traditions, ideals and values

www.rssg.org.uk

To find out more about our Gloucestershire Branch or to join the Branch's 'no obligation' mailing list for twelve months contact:

Margaret Fuller, Gloucestershire Branch Secretary
tel: 01291 625059 or email glosrssg@btinternet.com

FLORAL SECTION

Open classes: Entry fee 50p per class

Members-only class: Free entry

Unless otherwise stated, flowers are to be displayed in a vase of water. Flowers should not be wired. The use of foliage, of the same kind as the flowers shown, is optional in all cut flower classes.

For further guidance, see page 19.

Class	Prize money: 1 st	2 nd	3 rd
33 ROSE: LARGE-FLOWERED — 1 specimen bloom. <i>Sponsored by the Gloucestershire Branch of The Royal Society of St. George</i>	£2	£1.50	£1
34 ROSE: CLUSTER-FLOWERED — Any cluster-flowered rose: grandiflora, floribunda, or polyantha. 1 stem of two or more blooms. <i>Sponsored by the Gloucestershire Branch of The Royal Society of St. George</i>	£2	£1.50	£1
35 VASE OF 3 LARGE-FLOWERED ROSES — 3 blooms of one cultivar: 1 in the bud stage, 1 in the perfect stage, and 1 in the full bloom stage. <i>Sponsored by the Gloucestershire Branch of The Royal Society of St. George</i>	£2	£1.50	£1
36 SWEET PEAS — 6 stems of the same or different cultivars.	£2	£1.50	£1
37 MARIGOLDS — 3 stems of <i>Calendula officinalis</i> (pot marigold). Not <i>Tagetes patula</i> (French marigold).	£2	£1.50	£1
38 DAHLIAS — 3 blooms of one type of dahlia. The 3 blooms may be of the same or different cultivars. <i>Dahlia types: Single-flowered, anemone, collarette, waterlily, decorative, ball, pompom, cactus, semi-cactus, fimbriated, star, double orchid, paeony, stellar, and miscellaneous.</i> <i>Additional entries allowed at 50p each, but each entry must be of a different dahlia type.</i>	£2	£1.50	£1
39 GLADIOLUS — 1 flower spike. <i>Additional entries allowed at 50p each, but each entry must be of a different cultivar.</i>	£2	£1.50	£1
40  SUNFLOWER — 1 single bloom or multi-flowered stem. <i>Entry fee will be donated to the charity 'Sunflower of Peace'.</i>	1 st	2 nd	3 rd
	Rosettes		
41 PINKS, CARNATIONS or SWEET WILLIAMS — 3 stems of one kind (pinks, carnations or sweet williams). The stems may be of the same or different cultivars.	£2	£1.50	£1
42 FLOWER NOT IN SCHEDULE — 1 single bloom or multi-flowered stem.	£2	£1.50	£1
43 SET OF FLOWERS NOT IN SCHEDULE — 3 blooms or multi-flowered stems of one cultivar.	£2	£1.50	£1

Snippets

Canine Beauticians

Serving Bream and the Forest of Dean for 25 years

01594 564257

Find us on Facebook for tips and offers



High Street, Bream



Marie's Pawtastic pet care

www.pawtasticpetcare.weebly.com

✉ marie.pawtasticpetcare@gmail.com

📱 [@marie.pawtasticpetcare](https://www.facebook.com/marie.pawtasticpetcare)

☎ 07854 952996

Class	Prize money:	1 st	2 nd	3 rd
44	VASE OF FOLIAGE — Vase of non-flowering plant material of one or more kinds, for all-round effect . If a single kind is shown, a minimum of three different cultivars is required. May include fruits and seed heads. <i>Sponsored by Blistors Farm, self-catering holiday accommodation</i>	£2	£1.50	£1
45	MIXED VASE OF CUT FLOWERS — Vase of flowers of one or more kinds, for all-round effect . If a single kind is shown, a minimum of three different cultivars is required. Flowers may be annuals, biennials, herbaceous perennials, flowering shrubs and/or flowering trees. <i>Double points</i> <i>Sponsored by Blistors Farm, self-catering holiday accommodation</i>	£10	£6	£4
46	GROW WILD — Flowers and/or foliage from at least four kinds of plants native to the UK . All specimens must have been grown in your garden, <u>not</u> collected from the wild. Displayed in water in a jar or vase that has been labelled with their common names. <i>Sponsored by Harebell & Bee – Dried Flower Designs</i>	£2	£1.50	£1
47	NOVICE CLASS: MIXED VASE OF CUT FLOWERS AND FOLIAGE — Vase of flowers and foliage of one or more kinds, for all-round effect . If a single kind of flower is shown, a minimum of three different cultivars is required. <i>Grown by an exhibitor who has never placed 1st, 2nd or 3rd in the Floral Section at a BGS Show.</i> <i>Double points</i> <i>Sponsored by T. and P. Breadman</i>	£5	£3	£2
48	BEGONIA: FLOWERING TUBEROUS — 1 pot-grown tuberous begonia plant with showy flowers. No fibrous-rooted dwarf bedding begonias. No foliage begonias.	£2	£1.50	£1
49	PELARGONIUM (also known as GERANIUM) — 1 pot-grown pelargonium plant of any type. <i>Pelargonium types: Zonal, ivy-leaved, fancy-leaved, regal, scented leaved, angel, decorative, stellar, and unique.</i> <i>Additional entries allowed at 50p each, but each entry must be of a different pelargonium type.</i>	£2	£1.50	£1
50	 FoD CLASS: FERN — 1 pot-grown fern plant, indoor or outdoor. <i>Note: No tree ferns.</i> <i>A class inspired by the ferns which are abundant in the woodlands of the Forest of Dean.</i>	£2	£1.50	£1
51	FOLIAGE POT PLANT — 1 pot-grown plant of any kind not in schedule. May be in flower but will be judged on its foliage alone. Naturally epiphytic plants may be shown attached to a piece of wood or bark instead of in a pot. <i>Additional entries allowed at 50p each, but each entry must be of a different kind of foliage pot plant.</i>	£2	£1.50	£1

ADVICE: Floral Section

Your entries don't need to be perfect, just have a go! The more entries, the better the show.

Check that your entry meets all the class requirements, including the number of specimens required.

Ornamental bracts: Plants will be classified as 'in bloom' if their bracts are fully expanded, even if the true flowers aren't completely open.

Arranging blooms: Unless an 'all-round exhibit' is specified, arrange blooms so that each flower is facing the front and is well spaced. Hidden packing materials may be used to hold the stems in place in the vase; however, floral foam (Oasis) is not permitted.

Large-flowered roses: Should be shown in a vase with a small neck. Vases are available if requested in advance. This class will be judged as the first item on the day.

Dahlias: Plants should be in full bloom, not too young or old.

Vases of flowers: Classes 45 and 47. A good proportion of the flowers should be in full bloom.

Orchids: A high proportion of flowers on each spike should be in full bloom. Spikes shouldn't be too kinked or disbudded. Any pseudobulbs should be of good quality.

Pot plants: Generally displayed for 'all-round effect' apart from kinds that are naturally front-facing (e.g. orchids). Plants should be well balanced and commensurate with the size of the pot. Any frames, canes or ties should be inconspicuous. Some pot plants (e.g. tradescantia) may be composed of more than one plant in the same pot to generate a balanced display. The skill required to grow certain plants will be taken into consideration by the judge.

For further advice, please visit our website or contact the Show Secretary

KNOCKLEY

COMPLETE DOG FOOD
The sensible approach to canine nutrition

COURT FARM COUNTRY STORE, BREAM, LYDNEY, GLOS. GL15 6ES

Tel: 01594 564314 Email: knockleydogfoods@gmail.com



Class	Prize money:	1 st	2 nd	3 rd
52	FLOWERING POT PLANT — 1 pot-grown plant of any kind not in schedule. In flower. Naturally epiphytic plants may be shown attached to a piece of wood or bark instead of in a pot. <i>Additional entries allowed at 50p each, but each entry must be of a different kind of flowering pot plant.</i>	£2	£1.50	£1
53	COLLECTION OF HERB PLANTS — A collection of three or more kinds of herb plants. Grown in individual pots or together in a single container. Space allowed: 30cm frontage.	£2	£1.50	£1
54	BLOOMS ON A BOARD — 4 blooms displayed on a board. Each bloom should be either of a different kind or, if a single kind is shown, of a different cultivar. The stems may be in water if required. <i>See website for instructions.</i>	£2	£1.50	£1
55	FLOATING FLOWER HEADS — 1 bowl of floating flower heads of one or more kinds . <i>See website for inspiration.</i> Bowl not to exceed 30cm diameter.	£2	£1.50	£1
56	COLLECTION OF CULINARY HERBS — Foliage from four kinds of culinary herbs. Displayed in water in a jar labelled with their common names. <i>Note: Culinary herbs should not be displayed in flower.</i>	£2	£1.50	£1
57	COLLECTION OF MEDICINAL HERBS — Foliage from four kinds of medicinal herbs. Displayed in water in a jar labelled with their common names and uses. <i>Medicinal herbs: For example, chamomile, fennel, feverfew, French tarragon, garlic, hyssop, peppermint, rosemary, lavender, lemon balm, and/or Californian poppy.</i>	£2	£1.50	£1
58	COLLECTION OF EDIBLE FLOWERS — Flowering stems from at least three kinds of edible flowers. Displayed in water in a jar labelled with their common names. May include 'weeds' as well as cultivated flowers.	£2	£1.50	£1
MO	MEMBERS-ONLY CLASS: BIGGEST BLOOM — Sunflower 'Dwarf Sunspot' bloom with the greatest diameter as measured across the disc florets. <i>Grown by a member of Bream Gardening Society.</i> <i>Free Entry</i>	£2	£1.50	£1

THE BUTTERS CUP: Winner of Rose, Large-Flowered

THE C.R. JONES CHALLENGE CUP: Winner of Mixed Vase of Cut Flowers

THE A.B. HARRISON MEMORIAL CUP: Winner of Members-Only Class – Biggest Bloom

LYDNEY FARMERS HORTICULTURAL CUP: Highest points total in the Floral Section

SYD MARTIN MEMORIAL CUP: Best exhibit in the Floral Section – *Sponsored by Mrs. J. Dowle*



*Lydney and Severnside
Flower Club*

2026 Programme

AGM and a Pandora's Box demonstration

9th February

Katherine Kear – 'Emerald Eve'

9th March

In House 'Swap Shop'

13th April

Elizabeth Graham 'May Magic'

11th May

Bridgette Manton 'Inspired by Nature'

8th June

In House 'Ready, Steady, Cut'

13th July

Alwyn Page – Autumn Workshop

14th September

Caroline Cooper 'The Language of Flowers'


12th October

Sionedd Hughes – 'Quintessentially Christmas'

9th November

Lydney Town Hall, High St, Lydney, GL15 5DY

Doors open 6:30pm for 7:15pm start



FLORAL ARRANGEMENT SECTION


Open classes: Entry fee 50p per class

Except where alcoves are specified, to be staged on tabling which will have a white covering.

Alcoves are mid grey-green with matching bases.

Drapes, bases, backboards and title cards are optional, except in class 59 where a title card is specified.

For further guidance, see page 24.

Class	Prize money: 1 st 2 nd 3 rd
<p>59 CELEBRATE WITH COLOUR — An exhibit for a specified anniversary, in traditional styling with optional accessories. Display a title card defining your anniversary of choice. No plastic floral foam allowed.</p> <p>Staged in an alcove, viewed and judged from the front.</p> <p>Alcove size: 76 x 76cm, height 64cm. Height may be exceeded for visual balance.</p>	£5 £3 £2
<p>60 THE AUGUST BORDER — An exhibit in parallel styling, featuring seasonal garden plant material.</p> <p>Staged in an alcove, viewed and judged from the front.</p> <p>Alcove size: 76 x 76cm, height 64cm. Height may be exceeded for visual balance.</p>	£5 £3 £2
<p>61  FoD CLASS: THERE ONCE WAS COAL & DUST, FLAMES & RUST — A contemporary exhibit depicting the industrial era of the Forest of Dean. May include structures and accessories, but plant material to predominate. No plastic floral foam allowed.</p> <p>Staged on tabling, viewed and judged all round.</p> <p>Space allowed: 30cm diameter, height unlimited.</p>	£5 £3 £2
<p>62 ECHOES OF THE OCEAN — A petite exhibit depicting the colours, textures and forms of the ocean. Displayed in an appropriate container and using any kind of plant materials: fresh, dried, painted etc.</p> <p>Staged on a sand-covered table (provided), viewed and judged all round.</p> <p>Staged within 25 x 25cm, height 37.5cm.</p>	£5 £3 £2
<p>63 NOVICE CLASS: RECYCLE, DECORATE AND FILL — An exhibit featuring a clean, recycled glass jar or food tin. Your recycled container must be decorated using leaves, string, raffia, bark, fabric, paper, and/or paint etc. Cut plant material should be displayed to tone with your colour scheme. No plastic floral foam allowed.</p> <p>Staged on tabling, viewed and judged all round.</p> <p>Space allowed: 30cm diameter, height unlimited.</p> <p><i>Presented by an exhibitor who has never placed 1st, 2nd or 3rd in the Floral Arrangement Section at a BGS Show.</i></p>	£5 £3 £2

See page 24 for cups and trophies.

what's **your** **dream**

for **Bream?**

Join us for

conversation

**Open table
discussion**

ideas

All welcome!

If you would like to find out more or to join our mailing list to find out more email: sophia@creategloucestershire.co.uk



T.J. WATKINS CUP: Highest points total in the Floral Arrangement Section

LYDNEY & SEVERNSIDE FLOWER CLUB TROPHY: Best use of garden plant material in the Floral Arrangement Section

ALWYN PAGE SUMMER TROPHY: Best exhibit in the Floral Arrangement Section

ADVICE: Floral Arrangement Section

Your entries don't need to be perfect, just have a go! The more entries, the better the show.

Check that your entry meets all the section and class requirements, including the size/space allowed.

Exhibits are arrangements that may include accessories, but plant material should predominate unless otherwise stated.

Garden plant material includes any plant material that can be cultivated in the UK. It may have been grown by you or your friends, or it may have been purchased from any flower outlet. Local flower farms can be a good source of 'garden plant material': www.flowersfromthefarm.co.uk.

Plastic foam-free mechanics for supporting arrangements include aluminium wire, mesh, marbles, pebbles, Agra Wool, plant stems, etc.

Judged according to the *NAFAS Competitions Manual*. NAFAS guidance articles, written by Alwyn Page, are available to BGS members upon request.

For further advice, please visit our website or contact the Show Secretary.

Sally's
Florist

BREAM, NR. LYDNEY

Telephone

01594 562228

07462 925870

sallysflorist@hotmail.co.uk



36 years trading

Proud to support Bream Summer Show



A boutique store selling a range of knitting, crochet and other fibre craft items.

Now stocking a range of alternative products and handmade gifts, including Vegan Aromatherapy goods, Essential Oils and more!



Brands Include:

King Cole
 James C Brett
 Wendy
 Sirdar
 West Yorkshire Spinners
 Trimits
 Milward
 DMC
 Gutermann



Find us at:

Cross Bank Chambers,
 High Street,
 Lydney
 GL15 5DL

On the corner of Church Road,
 opposite the Town Hall!

Call Us on: 01242 805270

Opening Hours:

Monday	9:30 - 2:30
Tuesday	9:30 - 2:30
Wednesday	9:30 - 2:30
Thursday	CLOSED
Friday	9:30 - 2:30
Saturday	9:00 - 12:00
Sunday	CLOSED

HANDICRAFT SECTION

Open Classes: Entry fee 50p per class

Exhibits must not have been entered in any previous BGS Show.

Key features and techniques in your exhibit may be noted on your exhibitor card.

Space allowed: 50 x 50cm, height unrestricted.

Exhibits may be folded or stacked to fit within the space but will be unfolded for judging.

For further guidance, see page 32.

Class		Prize money: 1 st	2 nd	3 rd
64	 <p>FoD CLASS: ART or CRAFT: BLUEBELL WOODS — Any item of art or craft inspired by the native bluebells found in the Forest of Dean. Your piece may feature bluebell(s) alone or within their woodland setting.</p> <p>Modest mount and/or frame allowed.</p> <p><i>Additional entries allowed at 50p each, but each entry must be made using a different art or craft technique(s).</i></p> <p><i>Sponsored by Sew Forest of Dean</i></p>	£2	£1.50	£1
65	<p>WET FELTING — Any functional or decorative item made using a wet felting technique.</p> <p>Modest mount and/or frame allowed for decorative items.</p>	£2	£1.50	£1
66	<p>KNITTING: TWIDDLEMITT — A hand-knitted tube with items attached that provide sensory stimulation to patients with dementia. Your mitt must be knitted to the specification on page 34.</p> <p><i>If you wish, we will donate your mitt to Gloucestershire Hospitals NHS Trust after the show.</i></p> <p><i>Sponsored by Nanny B's Haberdashery & Yarn craft</i></p>	£2	£1.50	£1
67	<p>CROCHET: BEACH BAG or SHOPPING BAG — A hand-crocheted beach bag or shopping bag.</p>	£2	£1.50	£1
68	<p>FABRIC CRAFT: BUCKET HAT — A hand- or machine-stitched bucket hat suitable for either an adult or a child. A soft, round hat with a modest brim that slopes downwards. Single-sided or reversible. A simple undecorated hat, but you may add functional accessories such as eyelets, sweatband, sunglasses loops, and/or chin strap.</p>	£2	£1.50	£1
69	<p>SOFT CRAFT ON A THEME: SEED PACKET — An item of soft craft inspired by a seed packet design. Made using any soft craft technique(s).</p> <p>To be judged from one side only. Modest mount and/or frame allowed.</p> <p>Maximum size of work A5 (14.8 x 21.0cm).</p> <p><i>Additional entries allowed at 50p each, but each entry must be made using a different soft craft technique(s).</i></p> <p><i>Sponsored by BGS Textile Crafts Group</i></p>	£2	£1.50	£1

Craft Workshops



A large range of workshops and courses, all taking place in my purpose-built studio in Clearwell.

- Patchwork and Quilting
- Free Motion Quilting
- Free Motion Embroidery
- Dressmaking
- Hand Embroidery
- Textile Books
- Learn to Sew Classes
- Overlockers
- 1-2-1 lessons



Jen Johnson
www.sewforestofdean.co.uk
07342 979235



Class		Prize money: 1 st	2 nd	3 rd
70	<p>SOFT CRAFT: ANY OTHER — Any item of soft craft that does not qualify for classes 64-69.</p> <p>Modest mount and/or frame allowed.</p> <p><i>Additional entries allowed at 50p each, but each entry must be made using a different craft technique(s).</i></p>	£2	£1.50	£1
71	<p>PAPERCRAFT, QUILLING: POLLINATORS — Any item of quilling that depicts a pollinator(s) within the design. For example, a bee, beetle, butterfly, hoverfly, moth, or wasp. Your design may be a standalone picture or used to decorate another object, such as a greetings card or box.</p> <p>Modest mount and/or frame allowed.</p>	£2	£1.50	£1
72	<p>PAPERCRAFT: ANY OTHER — Any item of papercraft that does not qualify for classes 64 or 71.</p> <p>Modest mount and/or frame allowed.</p> <p><i>Additional entries allowed at 50p each, but each entry must be made using a different papercraft technique(s).</i></p>	£2	£1.50	£1
73	<p>HARD CRAFT or WOODCRAFT: POLLINATORS — Any item of hard craft or woodcraft that depicts a pollinator(s) within the design. For example, a bee, beetle, butterfly, hoverfly, moth, or wasp.</p> <p><i>Additional entries allowed at 50p each, but each entry must be made using a different craft technique(s).</i></p>	£2	£1.50	£1
74	<p>WALKING STICK: ONE-PIECE or TWO-PIECE STICK — A one-piece walking stick made from a single piece of wood, or a two-piece walking stick made from a wooden stick shaft joined to a handle made from any natural material. Both stick shaft and handle must be made entirely by the entrant.</p> <p><i>Up to two entries allowed at 50p each, but each entry must be of a different stick type: one-piece or two-piece.</i></p>	£2	£1.50	£1
75	<p>HARD CRAFT or WOODCRAFT: ANY OTHER — Any item of hard craft or woodcraft that does not qualify for classes 64, 73 or 74.</p> <p><i>Additional entries allowed at 50p each, but each entry must be made using a different craft technique(s).</i></p>	£2	£1.50	£1
76	<p>DRAWING and/or PAINTING: POLLINATORS — A two-dimensional drawing and/or painting that depicts a pollinator(s) within the design. For example, a bee, beetle, butterfly, hoverfly, moth, or wasp.</p> <p>Modest mount and/or frame allowed.</p> <p><i>Sponsored by Inspirations Picture Framing, Lydney</i></p>	£2	£1.50	£1
77	<p>DRAWING and/or PAINTING: ANY OTHER — A two-dimensional drawing and/or painting which does not qualify for classes 64 or 76.</p> <p>Modest mount and/or frame allowed.</p>	£2	£1.50	£1



Fabrications & Creations


By Phillip Mathews

Bespoke furniture
Picnic benches
Coffee tables and sofa/side tables

General fabrications
Epoxy resin tables
Coasters, chopping boards

Mobile: 07815427492

Email: phillm1984.pm@gmail.com

 Fabrications & Creations




Class		Prize money: 1 st	2 nd	3 rd
78	ARTWORK: POLLINATORS — A two-dimensional artwork that depicts a pollinator(s) within the design. For example, a bee, beetle, butterfly, hoverfly, moth, or wasp. Created using any two-dimensional art technique(s) other than drawing or painting, e.g. collage, encaustic art, mixed-media, cyanotype, print, or printed digital art. Modest mount and/or frame allowed.	£2	£1.50	£1
79	ARTWORK: ANY OTHER — A two-dimensional artwork exhibit which does not qualify for classes 64, 76, 77 or 78. Created using any two-dimensional art technique(s) other than drawing or painting, e.g. collage, encaustic art, mixed-media, cyanotype, print, or printed digital art. Modest mount and/or frame allowed.	£2	£1.50	£1
WN	WASTE NOT WANT NOT: MOSAIC — A mosaic made from repurposed/recycled materials, such as a broken tea service, broken tiles, old buttons, plastic bottle tops, or even magazine pages. Your design may form a purely decorative picture, a functional plaque such as a house sign, or be used to decorate another object such as a small tabletop, box or vase. <i>Note: Not a collage - the small tesserae which make up your design should be carefully arranged with narrow gaps between each piece.</i>	£2	£1.50	£1

THE FARMER & CLARK CUP: Highest points total in the Handicraft Section

THE AUNTY MABEL AWARD FOR HANDICRAFT: Best exhibit in the Handicraft Section
– Sponsored by Mrs. J. Dowle

Bream Gardening Society Textile Crafts Group

We meet once a month to be creative and learn new skills.
We have a full and varied programme, are you interested in joining us?
Beginners and experienced all welcome!



If you'd like to join us, or for more information,
contact Suzanne at breamgardeningociety@gmail.com

LOCAL TALKING NEWSPAPER for blind and visually impaired people in and around the
FOREST OF DEAN



SIGHT IMPAIRED?

Enjoy our
FREE WEEKLY

TALKING NEWSPAPER

To become a regular Listener Call 07903 240 296

VOLUNTEERS NEEDED

We are always looking for readers, editors and sound engineers.
Helping to produce Forest Talk is interesting and enjoyable and our team rota
means you will only be required for 3 – 4 hours every fourth Saturday.
If you are interested in joining us as a volunteer please email
volunteers@foresttalk.co.uk



Victoria Centre

An active Community Club serving elderly and disabled people
In Lydney and the surrounding areas

We look forward to seeing you here!



We are open 3 days a week and serve a 2 course well balanced home cooked meal with tea and coffee.

Tuesdays, Wednesdays and Thursdays: 10.00am – 2.00pm, lunch served at 12.30pm.

Meals are £10.

Special dietary needs are catered for and the menu varies according to the seasons.

A warm space is available for tea/ coffee and biscuits. Our garden space provides a place to relax in warmer weather.

A great opportunity to socialise, enjoy a meal and meet new friends.

Victoria Road, Lydney. GL15 5DG

Tel: 01594 843418 email: vclydneym@gmail.com www.victoriacentre.uk

and you can also see us on Facebook

More than just a lunch club

ADVICE: Handicraft Section

Consult our website for the classification of different craft techniques.
No matter what your craft hobby, there will be a class that you can enter!

Check that your entry meets all the section and class requirements, including the size/space allowed.

Signed work is permitted but you may be asked to cover your signature.

Identifying features, such as your full name or initials, should not be included in your design.

All items should be clean and neatly presented.

All non-decorative crafted items should be safe, fit-for-purpose, and pleasing to handle.

Toys and clothing for babies and children must meet specific safety requirements. Contact the Show Secretary for further information.

The quality of the workmanship is the most important judging criteria. Difficult techniques will garner additional credit.

Where the reverse side of a piece is visible, the quality of work on the back will also be examined.

Mounts and frames may be used, but these should be modest and shouldn't dominate your work.

Items such as bags may be lightly stuffed to emphasize their shape.

Small props may be used but these shouldn't overwhelm or distract from your crafted item.

Painted or printed fabric should generally be entered as 'soft craft'. Alternatively, mounted or framed work may be entered as 'artwork'.

Papier-mâché should generally be entered as 'papercraft' unless it is combined with other 'hard craft' techniques.

One -and two-piece walking sticks will be considered as two different craft techniques.

Sugarcraft items such as flower sprays, structures or models may be entered as 'hard craft' but they should not take the form of a decorated cake.

For further advice, please visit our website or contact the Show Secretary.



Recruiting Volunteers

Breathe

Sharing God's love with young
people through what we do & say



*Help us to support
young people facing
challenges*

Are you:

- **Wanting to make a difference?**
- **Good at listening and encouraging others?**
- **Free 1-2 hours a week?**



- ✓ **We need volunteers to mentor young people who live in the Forest of Dean.**
- ✓ **No experience needed as training and support will be provided!**

For more information contact:

Ruth Julius (Mentor
Coordinator)

Tel: 07738 422831

Email: rjulius@breatheyouth.org.uk

Duncan de Gruchy (Mentor
Coordinator)

Tel: 07375 147924

Email: ddegruchy@breatheyouth.org.uk

Breathe Youth Registered Charity 1180351

www.breatheyouth.org.uk

SPECIFICATION & INSTRUCTIONS: Class 66 – Twiddlemitt

Adapted from the 'Gloucestershire Hospitals Voluntary Services'

It is essential that you follow the materials guidance and directions below.

Materials guidance

Wool: This mitt pattern is perfect for using up leftover and odd balls of wool. Try to use different colours and textures of wool.

YES PLEASE

- Smooth wool
- Plain wool
- Double knitting wool
- Chunky wool
- Ribbon wool

NO THANKS

- Rough wool
- Wool with fibers that can be pulled loose
- Wool with loose strands
- Fluffy wool
- Mohair

Twiddles: The basic mitt is embellished with 'twiddles' which are sewn both inside and out.

YES PLEASE

- Unbreakable beads - colourful and/or chunky
- Non-sharp bells
- Large bright buttons
- Toggles
- Bows
- Ribbons
- Crochet/knitted flowers etc.
- Pockets - for a favourite photo or hanky
- Textured fabric patches - fur, suede, velvet

NO THANKS

- Glass beads
- Tinsel
- Zips
- Metal chains
- Loops or rings
- Pom-poms
- Sharp objects
- Objects resembling sweets

Directions

Needles: For the pattern below, 8mm circular or 6.5mm straight needles are recommended.

Mitt lining: Cast on 45 stitches using 2 strands of double knitting wool or 1 strand of chunky wool. Work in stocking stitch (knit a row, purl a row) for approx. 28cm.

Mitt outer body: Continue with stocking stitch but use up oddments of various colours and textures of wool. (Two strands of double knit for two rows each gives a lovely assortment of colours and textures.) You may use other knitting stitch types (such as moss or cable stitch etc.) to create more interesting textures. When the whole mitt (including lining) measures 58.5cm, cast off.

Twiddles: Securely sew twiddles onto the knit side of both the lining and the outer body of the mitt. Try to include 10 twiddles on the outer body of your mitt and 4-6 on the lining. **Test that your twiddles can't be pulled off!**

Finishing: If working with straight needles, with the knit sides together, neatly join the long edges together using edge to edge stitch. Turn the lining side of the mitt out over the body (so the purl sides are together) and neatly sew the cast on and cast off edges together. Finally turn your mitt right side out. **Check that all ends are securely woven in.**





Premier Bream Local Stores



GROCERIES
& ESSENTIALS



WINES &
SPIRITS



LOTTERY



POST
OFFICE

Your **LOCAL STORE** **OPEN 7 DAYS A WEEK 7AM TO 10PM**
HERE FOR YOU


 Thank you for supporting local




local groceries
delivery
 in as little as
30 minutes

Download the
 scoot app now!




 Download on the
App Store


GET IT ON
Google Play

DOMESTIC SECTION

Open Classes: Entry fee 50p per class

Unless otherwise stated, baked entries should be displayed on a plain plate, doily optional. Baked entries should be protected with a transparent covering and labelled with the recipe title. Jars and bottles should be standard clear glass, labelled with the recipe title and preserving date.

For further guidance, see page 42.

Class	Prize money: 1 st	2 nd	3 rd
<p>80  FoD CLASS: SPEECH HOUSE PUDDING — Made according to the set recipe provided on page 39. A once famous recipe for a rich pudding, traditionally served in the Verderers' Courtroom at the Speech House.</p> <p>The recipe may be adapted to be vegan and/or gluten free. Please list any adaptations next to your bake.</p>	£2	£1.50	£1
<p>81 GLUTEN-FREE LOAF — A loaf baked to any gluten-free recipe: white, brown, wholemeal or seeded. Baked in a loaf tin or shaped by hand.</p> <p>The main ingredients should be listed next to the bake.</p>	£2	£1.50	£1
<p>82 CHEESE PASTY — A classic cheese, onion and potato pasty made with a homemade puff-pastry or rough puff/flaky pastry crust.</p>	£2	£1.50	£1
<p>83 NOVICE CLASS: SHORTBREAD BISCUITS — 5 shortbread biscuits made according to the set recipe provided on page 41.</p> <p>The recipe may be adapted to be vegan and/or gluten free. Please list any adaptations next to your bake.</p> <p><i>Baked by an exhibitor who has never placed 1st, 2nd or 3rd in the Domestic Section at a BGS Show.</i></p>	£2	£1.50	£1
<p>84 SUPERMARKET BISCUITS — 5 sweet biscuits of the same type. Recreate traditionally shop-bought biscuits such as custard creams, bourbon creams, chocolate digestives, party rings or jammy dodgers.</p>	£2	£1.50	£1
<p>85 BAKE OFF SIGNATURE BAKE: FRUIT SCONES — 3 scones made with your choice of dried or fresh fruit(s). A fluted cutter of 5 - 6cm in diameter should be used. Your choice of fruit(s), and any additional flavourings, should be listed next to your bake.</p>	£2	£1.50	£1
<p>86 BAKE OFF TECHNICAL BAKE: CHOCOLATE ÉCLAIRS — 2 classic oblong-shaped choux pastries, iced with chocolate fondant or similar. <u>Do not fill</u> your éclairs with a pastry cream; serve a sample in a small bowl alongside instead.</p>	£2	£1.50	£1
<p>87 BAKE OFF SHOWSTOPPER BAKE: FLORAL FANCIES — 5 bite-sized cakes (approx. 2 - 4cm), covered in fondant or icing, and topped with delicate floral decorations. Your edible floral decorations may be made in any medium, e.g. crystallised flowers, royal icing, buttercream, fondant, or sugar paste.</p>	£5	£3	£2

Double points

Vegetables

Fruit

Pulses

Oils

Meat

Eggs

Preserves

Tea

Oven ready-meals

Tinned goods

Coffee

Yoghurts

Cheeses

Bakery

Milk

Pasta

Spices

Tinned Fish




The **Dean Forest Food Hub** is an online farmers market aiming to help everyone in the Forest of Dean get local produce for a fair price!



We're all about keeping things local, sustainable, and ethical.

DeanForest
FoodHub.org.uk



www.deanforestfoodhub.org.uk

deanforestfoodhub@gmail.com

Class	Prize money:	1 st	2 nd	3 rd
<p>88 JAM: SOFT FRUIT — A jar of jam made from one or more soft fruits, for example, berries, currants or grapes. Additional flavouring ingredients allowed.</p> <p><i>Note: Please save stone fruit, hard fruit and vegetable jams for the Autumn Show.</i></p> <p>Jars: 340-454g (12-16oz, approx. 300-400ml).</p> <p><i>Additional entries allowed at 50p each, but each entry must be of a different flavour of jam.</i></p>	£2	£1.50	£1	
<p>89 JELLY: SOFT FRUIT — A jar of jelly made from one or more soft fruits, for example, berries, currants or grapes. Additional flavouring ingredients allowed.</p> <p><i>Note: Please save stone fruit, hard fruit and herb jellies for the Autumn Show.</i></p> <p>Jars: 225-454g (8-16oz, approx. 200-400ml).</p> <p><i>Additional entries allowed at 50p each, but each entry must be of a different flavour of jelly.</i></p>	£2	£1.50	£1	
<p>90 MARMALADE: ORANGE — A jar of marmalade made mainly with Seville or sweet oranges. Additional flavouring ingredients allowed.</p> <p>Jars: 340-454g (12-16oz, approx. 300-400ml).</p>	£2	£1.50	£1	
<p>91 FRUIT CURD: NON-CITRUS — A jar of fruit curd made from any non-citrus fruit(s). For example, passion fruit, rhubarb, or raspberry. May include some citrus juice but this should not be the predominant flavour.</p> <p><i>Note: Save citrus curds, such as lemon, for the Autumn Show.</i></p> <p>Jars: 340-454g (12-16oz, approx. 300-400ml).</p>	£2	£1.50	£1	
<p>92 FRUIT SYRUP, SQUASH or CORDIAL — A bottle of syrup, squash, or cordial made from any fruit(s). Indicate if dilution with water is required.</p>	£2	£1.50	£1	
<p>93 SUMMER VEGETABLE PICKLE — A jar of one or more types of summer vegetables pickled. For example, radishes, fennel, courgettes, green beans, beetroot, carrots, red onion, gherkins, and/or chillies.</p> <p><i>Note: Please save pickled onions/shallots, pickled red cabbage and mustard pickles for the Autumn Show.</i></p> <p>Jars: up to 910g (2lb, approx. 750ml).</p> <p><i>Additional entries allowed at 50p each, but each entry must be of a different type of pickle.</i></p>	£2	£1.50	£1	
<p>94 FERMENTED VEGETABLES — A jar of any type of fermented vegetables. For example, sauerkraut or kimchi.</p> <p>Jars: up to 910g (2lb, approx. 750ml).</p> <p><i>Additional entries allowed at 50p each, but each entry must be of a different type of fermented vegetables.</i></p>	£2	£1.50	£1	



FoD RECIPE: Class 80 – Speech House Pudding

Adapted from *Good Things in England*, Florence White, 1932 and
House of Lancaster Cookery Book, Hilda Hillman Moser, 1986

The recipe may be adapted to be vegan and/or gluten free; list recipe changes next to your bake.

Recipe makes 3 individual puddings but may be scaled up or down to suit.

Ingredients

60g butter, softened plus extra for greasing

25g caster sugar

2 eggs, separated

60g plain flour

2 tablespoons raspberry jam

½ teaspoon bicarbonate of soda dissolved in a tablespoon of milk

4 tablespoons raspberry jam to serve

Method

1. Grease three mugs with butter and line the bottoms with discs of baking paper.
2. Cream together the butter and sugar until light and fluffy.
3. Beat in the egg yolks one at a time. Then gradually add the flour, beating well between each addition.
4. Beat in 2 tablespoons of raspberry jam.
5. In a separate bowl, beat the egg whites until they form unwavering peaks.
6. Quickly stir the bicarbonate of soda and milk mixture into the pudding batter.
7. Immediately fold the egg whites into the pudding batter using a gentle cutting motion.
8. Spoon the mixture into the three mugs. Cover them tightly with lightly buttered sheets of foil.
9. Place the three mugs into a large pan and then add enough boiling water to come halfway up the sides of the mugs. Bring the water to a boil over a high heat and then place on the lid.
10. Reduce the heat and simmer for approximately 35 minutes. Add more water if necessary.
11. Remove the mugs from the water and let the puddings rest for several minutes.
12. Remove the foil lids and then invert the puddings onto separate plates. Carefully remove the baking paper.
13. Melt the remaining raspberry jam and pour over the puddings.
14. Choose your best pudding for showing. Let it cool completely before covering with a transparent cover, such as clingfilm, ready for presentation on the show bench.
15. Your remaining puddings can be eaten whilst still warm or reheated later. They are best served with plenty of warm custard.

- 95 **EGGS** — A box of 6 eggs of one kind and colour. For example, a matching set of chicken, duck, quail, bantam, or goose eggs. £2 £1.50 £1

Additional entries allowed at 50p each, but each entry must be of a different kind or colour of egg.



THE GREAT BREAM BAKE OFF



SIGNATURE BAKE: Class 85: FRUIT SCONES

TECHNICAL BAKE: Class 86: CHOCOLATE ÉCLAIRS

SHOWSTOPPER BAKE: Class 87: FLORAL FANCIES

All three class are open individually – you do not have to enter all three classes to compete.

THE WILLIAMS & COTTON CHALLENGE CUP: Highest points total in the Domestic Section

DOMESTIC CUP: Best exhibit in the Domestic Section

BREAM BAKE OFF TROPHY: Highest points total in The Great Bream Bake Off

Andy's Butchers

***High Street
Bream***

01594 562 384

NOVICE RECIPE: Class 83 – Shortbread biscuits

Adapted from <https://bakingwithgranny.co.uk/recipe/highlander-shortbread/>

The recipe may be adapted to be vegan and/or gluten free; list recipe changes next to your bake.

Recipe makes 15 biscuits but may be scaled up or down to suit.

Ingredients

200g plain flour

25g cornflour

75g caster sugar

150g butter or margarine at room temperature,
plus extra for greasing

100g demerara or caster sugar

Method

1. Preheat your oven to 180°C/ 160°C fan/ 350°F/ gas mark 4.
2. Grease a couple of baking sheets/trays with a little of the extra butter/margarine.
3. Cream together the butter/margarine and caster sugar until it becomes light and fluffy.
www.bbc.co.uk/food/how_to_cook/watch/creaming
4. Sift in the flour and cornflour. Mix to form a stiff dough, using your hands if necessary.
5. Tip the dough onto a lightly floured worktop and gently knead until smooth.
6. Roll your dough into a ball and then into a long sausage about 5cm in diameter.
7. Wrap the sausage-shaped dough in some clingfilm (or similar). Place your 'sausage' in the fridge for about 30 minutes to stiffen slightly.
8. Place the demerara or caster sugar into a spare baking tray. Remove your dough sausage from the fridge and unwrap the clingfilm. Roll your dough sausage through the sugar, ensuring it is completely coated.
9. Cut the sugar-coated dough sausage into slices approximately 1cm thick and transfer to your pre-greased baking trays. You should get about 15 biscuits.
10. Bake your biscuits for around 10-15 minutes until the tops are lightly golden.
11. Remove your biscuits from the oven and leave them to cool on their trays for around 10 minutes.
12. Finally, transfer your biscuits to a wire rack to cool completely.



ADVICE: Domestic Section

Your entries don't need to be perfect, just have a go! The more entries, the better the show.

Check that your entry meets all of the section and class requirements, including the bake size, number of items, bottle/jar volume, and any labelling requirements.

Baking

Unless specified, bake sizes are at the discretion of the exhibitor.

Where more than one item is specified, flavour and appearance should be consistent across the set.

Gluten-free loaf: Please ensure that all ingredients are gluten-free, not just the flour. Be careful of cross-contamination by gluten from other bakes.

Cheese pastry: Made from a homemade puff pastry (equal amounts of butter and flour) or from flaky or rough puff pastry (three parts fat to one part flour). Filling should be in good proportion to the pastry and be well flavoured/seasoned. Edges of the pastry should be well joined. Evenly glazed.

Supermarket biscuits: Traditional or cookie-style biscuits that are reminiscent of a specific type of shop-bought biscuit. Shape, size and design according to type. Not too large.

Fruit scones: Made with milk, yoghurt, buttermilk or similar. Eggs are optional. May be dusted with flour before baking but no glaze. Avoid any overcooked fruit on the surface of the scones.

Chocolate éclairs: Choux pastries made from water, butter, salt, eggs, and flour. Use a 1.5 - 2cm nozzle to pipe the dough mixture into éclairs about 10 - 12.5cm long (uncooked). Traditionally, a French star nozzle should be used but a round nozzle is acceptable. When baked, the pastry should be well puffed – hollow and dry inside. Neatly covered with chocolate fondant or similar.

Floral fancies: Dainty petit four glacé: bite-sized cakes covered in fondant or icing. Any flavour. Decorated with edible floral decorations. Neatly presented. Each fancy may have a different decoration as long as they form a coherent set.

Jams, jellies, marmalades and curds

Jars should be shown filled to within 3mm of the brim and sealed with a wax disc whilst still hot. A cellophane dust cover should be added once cool. No additional lids or covers are allowed.

Jam should be made from crushed or chopped fruit whereas jelly should be made from only fruit juice. Finished jellies should be brilliantly clear with no pulp.

Curds should be made within four weeks of the show and stored in a refrigerator.

Fruit syrup, squash or cordial

Bottles should be shown with 1.2 – 2.5cm of headspace and closed with any standard type of cap, flip top, screw lid or cork. The judge will be supplied with a corkscrew and cap opener.

Drinks should be either sterilised in the bottle to form a seal or made within one week of the Show and stored in a refrigerator.

Pickles and fermented vegetables

Jars should be shown with 1.2cm of vinegar or brine covering the vegetables and 12mm of headspace. Jars should be sealed with a corrosion-proof lid.

Jars of fermented vegetables should be either sterilised to form a seal or made within three months of the Show and stored in a refrigerator.

For further advice, please visit our website or contact the Show Secretary.

BCJR Blasting

bcjr.blasting@gmail.com

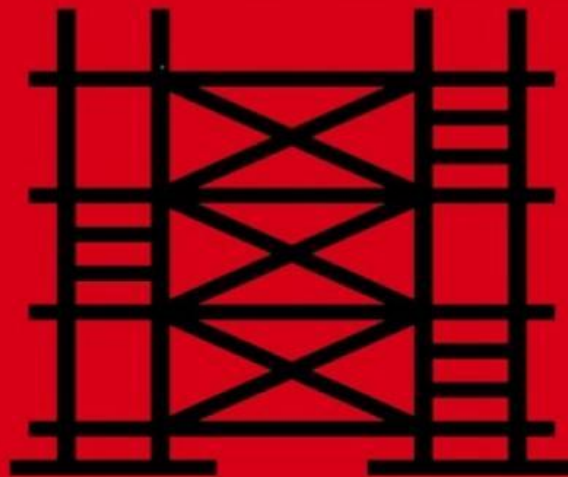
07551 077840

High Street, Bream. GL15 6JF



Specialist in shot blasting, metal spraying,
powder coating and wet spray

20 YEARS SCAFFOLDING EXPERIENCE



No. 1 FOR PRICE, PRIDE AND PUNCTUALITY

FREE QUOTES

ANDREW DRINKWATER

07497 835999

HONEY SECTION

Open classes: Entry fee 50p per class


All honey must be produce of the exhibitor’s own bees, apart from in class 103.

Honey should be presented in clear glass jars with screw or twist lids. No identifying labels.

Jar capacity 340g (12oz, approx. 300ml) or over.

Baked entries should be displayed on a plain plate and protected by a transparent covering.

For further guidance, see page 46.

Class		Prize money: 1 st	2 nd	3 rd
98	CLEAR LIGHT RUN HONEY — 1 jar.	£2	£1.50	£1
99	CLEAR MEDIUM OR DARK RUN HONEY — 1 jar.	£2	£1.50	£1
100	NATURALLY GRANULATED OR SOFT SET HONEY — 1 jar.	£2	£1.50	£1
101	‘BLACK JAR’ OF HONEY — 1 jar. Sides covered such that the honey cannot be seen. Judged solely on taste and smell.	£2	£1.50	£1
102	NOVICE CLASS: HONEY — 1 jar of any type of honey. <i>Produced by an exhibitor who has never placed 1st, 2nd or 3rd in a Honey Class at a BGS or DFBK Show.</i>	£2	£1.50	£1
103	 FoD CLASS: LOCAL HONEY MUFFINS — 3 muffins made according to the set recipe provided on page 45. Honey must be sourced from the Forest of Dean or surrounding areas. The origin of your honey should be listed next to your bake. The recipe may be adapted to be vegan and/or gluten free. Please list any adaptations next to your bake.	£2	£1.50	£1

WARREN ARDERN MEMORIAL CUP: Highest points total in the Honey Section

Dean Forest Beekeepers

Your Local Teaching Apiary

www.deanforestbeekeepers.co.uk

info@deanforestbeepers.co.uk



Look out for us at the
Summer & Autumn
shows.



HONEY RECIPE: Class 103 – Local Honey Muffins

Adapted from <https://homepridebaking.co.uk/>

The recipe may be adapted to be vegan and/or gluten free; list recipe changes next to your bake.

Recipe makes 12 to 14 muffins but may be scaled up or down to suit.

Ingredients

- 2 large eggs
- 10 tablespoons yogurt, at room temperature
- 320g plain flour
- 1 tablespoon baking powder
- 200g runny honey from the Forest of Dean or surrounding areas
- 2 teaspoons vanilla extract
- 140g melted butter and 3 tablespoons oil
- 200g berries (fresh or frozen), at room temperature

Method

1. Preheat your oven to 190°C/ 170°C fan/ 375°F/ gas mark 5.
2. Line a muffin tin with cupcake or muffin cases.
3. Mix together the melted butter, oil, eggs, vanilla, honey, and yogurt.
4. Mix together the flour and baking powder.
5. Fold the flour through the wet mixture until it is mostly combined.
6. Coat the berries in a little flour and then gently fold them through the batter.
7. Fill the muffin cases 3/4 full with batter.
8. Bake for 20 minutes or until cooked and light golden in colour.

**PARKED
CARNIVAL
AND FETE**

FLOWER, VEGETABLE & CRAFT SHOW

MONDAY 31st AUGUST 2026

Carnival leaves Cannop Road at 1.30pm

Schedules will be available from Parkend Post Office or message the Facebook page

 [Parkend Carnival](#)



ADVICE: Honey Section

Your entries don't need to be perfect, just have a go! The more entries, the better the show.

Honey jars: Jars should be undamaged and clean with no fingerprints or labels. 340g (12oz, approx. 300ml) or over. Lids (screw or twist) should be intact, undented and clean.

Jars should be filled to the correct level. **One-pound** jars: there shouldn't be any light showing between the honey and the rim of the lid when the jar is held up. **12oz hexagonal jars:** the honey level should be below the bottom rim of the lid, with light seen between the lid and the honey.

Honey: When the lid is opened there should be a good honey aroma and no dust, scum or bubbles visible on the surface of the honey.

Taste is subjective and will be based on the personal preference of the judge.

Clear run honey: The honey should have a water content of no more than 20%. The viscosity of the honey will give an indication of this and a refractometer may be used to check.

The honey should be clear with no debris, bee body parts, granules or bubbles. Shine a torch under and through the jar of honey to check for clarity.

Naturally granulated or soft-set honey: Honey should have smooth, even granulation with a buttery texture. Honey should not move when the jar is laid on its side.

Unwanted bits tend to drop to the bottom of the jar and can be seen from underneath.

'Black jar' of honey: Any type of honey, judged solely on taste and smell. The sides of the jar may be covered in any way such that the honey cannot be seen.

For further advice, please visit our website or contact the Show Secretary.



Finishing touches

Unisex hair and beauty salon

Appointments not always necessary

01594 560390

1 High Street, Bream. GL15 6JE

PHOTOGRAPHY SECTION

Open Classes: Entry fee 50p per class


Photographs taken in the last 12 months preferred, ideally taken specifically for this show.

Unless otherwise stated, basic digital enhancements only.

Printed on photographic paper of print size A4 or A5 (or imperial equivalents).

Mounts and frames are not permitted.

Photographs must not have been entered in any previous BGS Show.

Class		Prize money: 1 st	2 nd	3 rd
104	 FoD CLASS: VIEW OF THE FOREST — A landscape photograph taken in the Forest of Dean or Wye Valley.	£2	£1.50	£1
105	POT PLANT(S) IN BLOOM — A photograph of one or more flowering plants that are growing in a container such as a plant pot, tub, trough or hanging basket.	£2	£1.50	£1
106	NEED FOR SPEED — A photograph of any type of vehicle(s) in motion.	£2	£1.50	£1
107	CLOSE-UP CLASS: MOSSES, LICHENS, LIVERWORTS and/or ALGAE — A close-up photograph of moss, lichen, liverworts and/or algae.	£2	£1.50	£1
108	MONO CLASS: REMEMBERING — A photograph of a memorial or monument. Try to tell a story. Your picture may include people or animals.	£2	£1.50	£1

THE MILES MERCHANTS CUP: Best exhibit in the Photography Section

ADVICE: Photography Section

Basic Digital Enhancements

Unless otherwise stated, only the basic enhancements listed below are permitted.

Exposure, sharpening, cropping, white balance, and levelling a horizon may all be adjusted by any method - in camera, by your own post-processing, or by the processing house. Prints may also be physically altered, e.g. sharpening may be improved by using a soft pencil, or the image may be cropped by cutting or covering an area of the print.

Cloning may be used to remove artefacts (e.g. coke tins) and image faults (e.g. white spots caused by dust). Adding to an image or moving parts of an image is not allowed.

A title may be included on a white border at the bottom of the image.

Check that your entry meets all of the section and class requirements, including size.

For further advice, please visit our website or contact the Show Secretary.

BGS AUTUMN SHOW 2026 – Photography Classes

LOW TIDE – A photograph taken of a shoreline as revealed at low tide. For example, a photograph of the remains of the trows and barges in the mud at Lydney Docks.

WHERE DID YOU GET THAT HAT? – A photograph of one or more people wearing hats.

AN EXPLOSION OF COLOUR – Any dramatically colourful photograph featuring one or more bold colours.

CLOSE-UP CLASS: FORMS IN NATURE – A photograph that captures the shapes, patterns, and/or structures found in nature. Nothing synthetic, artificial or manufactured.

MONO CLASS: DECAY OF A FLOWER – A photograph of a flower which is past its best. Choose a structural flower which provides high contrast, for example, calla lilies, magnolias, tulips, or dahlias.

CLASS FOR CHILDREN & YOUNG PEOPLE: THE COLOUR BLUE – A photograph of anything blue. For example, a photograph of a blue flower, blue Lego brick, blue sky, blue crayon, blue sea, or your friend wearing a blue T-shirt.

BATTLE OF THE VILLAGES

BARROWS & BUCKETS

Compete for The Newall Perpetual Challenge Cup

Open to all local villages and towns

Each village (or town) is challenged to present a display of local garden produce displayed in a wheelbarrow and bucket - harvested vegetables, salad, fruit, herbs and cut flowers.

- Your display may be produced by a local gardening society, community garden, allotment society, community/hobby group, or informal group of local residents. There may be more than one entry per village (town).
- Your produce may have been grown in private gardens, allotments, or in a local community garden.
- Your vegetables, salad, and fruit should be displayed in a wheelbarrow and your flowers in a bucket. Your herbs may be displayed in either the wheelbarrow (in a jar(s) of water) and/or in the bucket.
- Please let us know well in advance if you need to borrow a wheelbarrow.
- Vegetables, salads and fruit should be displayed whole. Cut flowers and herbs should be displayed in water.
- Your display should include a decorative sign featuring the name of your village (or town) or group. Your sign may be of any style and size. It may be made from any material but should be able to withstand the weather on Show Day because the Battle of the Villages competition will be staged outside.
- Judging will be based predominantly on the quality, variety, and attractiveness of your garden produce. The judges will also consider the quality and creativity of your decorative sign.

Support your village – contact the Show Secretary to get involved!

GERALD DOWLE SCHOOLS' CHALLENGE SHIELD

POLLINATOR PATCH - FOOD FOR ALL

Open to all local primary schools – free entry!

£30 total prize money, shield & rosettes

- Design a pollinator-friendly vegetable patch. Your garden may include vegetables, fruit, herbs, flowers and/or other plants.
- As well as providing food for you to eat, your patch should help to support a wide range of pollinators.
- You may wish to include additional features that are beneficial for the environment. For example, rain catchers, compost bins, wormeries, bug hotels, log piles, and/or bird feeders.
- There is no size restriction on the size of your patch - it could be your whole school garden or just a single raised bed or large planter.

BGS Summer Show

- Display photographs, plans and information about your pollinator patch.

BGS Autumn Show

- Create an attractive display of flowers and/or produce from your pollinator patch.
- Your flowers and/or produce should be displayed in one or more trugs, trays, vases, jars etc.
- Your display should include a decorative sign displaying the name of your school.
- The prize money, shield and rosettes will be awarded at the Autumn Show.

Contact the Show Secretary for further details

The Buzz Club Real Gardens – Real Science

Citizen science club, run by scientists at the University of Sussex.

Director - Prof. Dave Goulson



- The Buzz Club creates experiments that help us to understand the wildlife we share our gardens with, and what we can do to conserve it.
- Volunteers from all over the UK run these experiments to help find the answers.
- This year's projects include **The Big Bee Hotel**, **Pet Waste Watch** and **Hoverfly Lagoons**.
- Anyone can get involved – visit www.thebuzzclub.uk for more information.
- **Bream Gardening Society** has a **local facilitator** to advise our members, young and old. If you would like to join in, email John at secretarybgs100@gmail.com.

SECTION FOR CHILDREN & YOUNG PEOPLE



Free entry!

Open to those aged 15 and under on 15th August 2026.

All classes judged as two age ranges: under 9s and 9-15s.

Rosettes will be awarded to all 1st, 2nd and 3rd prize winners.

Cash prizes for class Y1 only.



BGS YOUTH SUMMER CUP (U9s): Best exhibit in the Section for Children & Young People, Under 9s

BGS YOUTH SUMMER CUP (9-15s): Best exhibit in the Section for Children & Young People, 9-15s

Class

Y1 **GFGS CLASS: TOMATOES** — 3 or more tomatoes that you have grown yourself. Displayed on a plain plate or dish. Your tomatoes may be any size and colour. They may be of the same or different varieties. Display your tomatoes whole with their calyx attached.

1st place: £5 2nd place: £3 3rd place: £2

Y2 **HOME GROWN FRUIT AND/OR VEGETABLE(S)** — One or more fruit and/or vegetables that you have grown yourself. Displayed in a basket or box, on a plate, or just on the show bench. Your fruit and/or vegetables may all be of the same type or a mixture of different types.

Display your exhibits whole, but make sure that they are clean and remove any scruffy leaves. Leave short stalks attached to beans, peas, tomatoes, and fruit. Trim the tops of carrots to 7.5cm.

Y3 **FLOWERING GARDEN PLANT** — A flowering garden plant (not a houseplant) that is growing in a plant pot or upcycled container. You must have looked after your plant for at least two months before the Show.

Your plant pot or container won't be judged, only your flowering garden plant.

Y4 **BLOOMS FOR BUGS** — A jam jar filled with an arrangement of garden flowers that are attractive to pollinators such as bees, hoverflies, wasps, moths, butterflies, or beetles. Your display may also include some common garden weeds.

Y5 **MINIATURE WOODLAND GARDEN** — A miniature woodland garden displayed in a seed tray, baking tray, or similar container. Your garden should be made mainly from natural materials. We would love to see some living plants. You may include some small models of woodland creatures (real or imaginary) if you wish.

Y6 **ART: FOREST OF DEAN POSTER** — A poster advertising the Forest of Dean as a great place to live or visit. It could include, for example, pictures of sheep, wild boar or deer, a bike riding on the forest trails, a freeminer, or bluebells growing in the woods. Even a zip wire!

Your poster may be created using any medium, e.g. pencils, paints, felt tip pens, pastels, charcoal, crayons or printed digital art.

Maximum size: 30 x 42cm.

- Y7 CRAFT: PAINTED PEBBLES** — One or more pebbles decorated with any design. For example, abstract patterns, flowers, fruit, insects, animals, mythical creatures, or even a short poem. You may use any type of paint, felt tip pens or other medium to decorate your pebbles - your pebbles do not need to be weather resistant for this competition.
- Y8 CRAFT: ANY OTHER** — Anything that you have built, made or crafted yourself. This is an opportunity to show off your favourite craft hobby. For example, Lego modelling, knitting, sewing, modelling clay, felting, papier-mâché, papercraft, origami, cross-stitch, crochet, quilling or beading.
- Y9 BAKING: TOMATO TARTS** — A tomato tart that you have made yourself. Made according to the **set recipe provided on page 52**. The recipe may be adapted to be vegan and/or gluten free. Please list any adaptations next to your bake.
- Y10 PHOTOGRAPHY: FRIENDLY FACE** — A photograph of a family member or friend. Try to focus on their friendly face.
Cropping, straightening, cloning, sharpening and colour enhancement of your image is allowed.
Maximum size: 30 x 21cm.
Please print your image on photographic paper. If you need help printing your photograph, please contact the Show Secretary.

Advice sheet: If you would like an inspiration and advice sheet for these classes, look on our website or get in touch with the Show Secretary on breamgardeningssociety@gmail.com.



Free Workshops

for Young Gardeners




Activities at the West Dean Centre - for primary children and above

Summer half-term	Thursday 28th May	2.00 - 4.00pm
Summer holiday	Thursday 23rd July	2.00 - 4.00pm
	Thursday 6th August	2.00 - 4.00pm
Autumn half-term	Thursday 29th October	2.00 - 4.00pm

Places are limited so booking is essential!

To join in - email breamgardeningssociety@gmail.com

Remember to tell us your name and age.



RECIPE FOR CHILDREN & YOUNG PEOPLE

Class Y9 – Tomato Tarts

Adapted from www.bbc.co.uk/food/recipes/heritage_tomato_tart_49741

The recipe may be adapted to be vegan and/or gluten-free.

Ingredients

320g ready-made puff pastry (or you could make your own pastry)

Plain flour, for dusting your worksurface

1 egg yolk, beaten (or a splash of milk, cream, yoghurt, soya milk etc.)

150g grated cheese (you could use a little cheese spread, cream cheese, pesto or tapenade instead)

300g tomatoes, thickly sliced

3 sprigs fresh thyme leaves (optional)

1 tablespoon oil

salt and pepper (optional)



Method

1. Preheat your oven to 210°C/ 190°C fan/ gas mark 7.
2. Roll out the pastry on a lightly floured work surface until it is about 3mm thick.
3. Cut 3 circles, approximately 17.5cm in diameter, from the pastry using an upturned bowl or cake tin. Transfer the pastry circles to your baking tray.
4. Using a sharp knife, score a 1.5cm border around the edge of each pastry circle. Brush each border with a little of the egg yolk or alternative.
5. Pile a third of the grated cheese in the centre of each pastry circle. Arrange the tomato slices on top of the cheese.
6. Season your tarts with a little salt and pepper, then scatter over the thyme leaves. Brush or drizzle the tomatoes with a little oil.
7. Bake the tarts in the oven for 12 to 15 minutes, or until the pastry borders have risen and are golden-brown and the filling is bubbling.
8. Display your best tart on a plain plate for the Show. When it is cool, cover your tart with a clear covering such as clingfilm.

BREAM SPORTS CLUB



WELCOMES

BREAM GARDENING SOCIETY

To the Club and Grounds for
their 161st Annual Summer Show.

Bream Sports Club has facilities for

Football - Cricket - Darts

Skittles - Cards - Snooker.

Licensed bar + regular events + live music

Large Function Room for hire.

NEW MEMBERS ARE WELCOME.

*Please enquire at the bar or visit
breamsports.org.uk or Facebook*


HOW TO ENTER

All entry forms must be received by the Show Secretary by

6pm on Thursday 13th August 2026

The full schedule of competition classes, including entry form and additional advice, is available to view or download at www.breamgardeners.net/bream-summer-show.

Bring your exhibits to the administration desk at Bream Sports Club from **8am to 10am** on **Saturday 15th August 2026**.

ONLINE ENTRY:  The quickest and simplest way to enter is by using the online entry form which is accessible via this link or QR code.
www.jotform.com/261306662107350

BY EMAIL: You may email your completed entry form (see page 56) to the Show Secretary.
Alternatively, you may email a list of the classes you would like to enter to the Show Secretary who will complete an entry form on your behalf.

BY PHONE: You may telephone your entries to the Show Secretary who will complete an entry form on your behalf.

HOW TO PAY: You may pay for your entries by either BACS or cash – BACS transfers are preferred.

BY BACS: BACS transfers must be made by 6pm on Thursday 13th August 2026.
Payee: Bream Gardening Society
Sort code: 30-95-29
Account Number: 00026942
Ref: Summer and your name (i.e. 'Summer, M. Mouse')

BY CASH: Bring cash to the administration desk on Show Day.

SHOW SECRETARY: Elizabeth Gardner

Email: breamgardeningsociety@gmail.com

Phone: 07970 688 702

BREAM BOOK FAIR

Back for its Fifth Year!

A magical, story-filled day for book lovers big and small

BOOK FAIR

READING IS FUN!

NEW ARRIVALS

CLASSICS

STORY TIME

Welcome to the
BOOK FAIR!

Sunday 16th August

🕒 11am – 3pm



Entry £1

What's On:

- 👤 Published Authors
- 📖 Children's Books & Activities
- 🛠️ Craft Stalls
- 🍰 Food & Entertainment



Bream Sports Club

High Street, Bream GL15 6JF

ENTRY FORM 2026

The simplest and quickest way to enter is by using the **online entry form** (see page 54 for details).
Alternatively, detach and submit this form to the Show Secretary by **6pm on Thursday 13th August 2026**.

You must **complete a separate form for each exhibitor**.

Submission of entries signifies acceptance of the rules and regulations (see page 6).

Name of <u>exhibitor</u> :
Email address:
Telephone number:
<u>Your</u> name if completing this form on behalf of a child or young person:
Age of the child or young person exhibiting as of 15 th August 2026:
Are you a member of Bream Gardening Society?

Please circle all classes that you wish to enter:

White and green classes are open to all. Green classes allow multiple entries.

Pink class is open to BGS members only. Purple classes are open to exhibitors aged 15 or under.

1	2	3	4	5	6	7	8	9	10
11	12	13	14	15	16	17	18	19	20
21	22	23	24	25	26	27	28	29	30
31	32	33	34	35	36	37	38	39	40
41	42	43	44	45	46	47	48	49	50
51	52	53	54	55	56	57	58	MO	59
60	61	62	63	64	65	66	67	68	69
70	71	72	73	74	75	76	77	78	79
WN	80	81	82	83	84	85	86	87	88
89	90	91	92	93	94	95	96	97	98
99	100	101	102	103	104	105	106	107	108
Y1	Y2	Y3	Y4	Y5	Y6	Y7	Y8	Y9	Y10

Indicate numbers of entries in the classes that allow multiple entries at 50p each:

7	14	24	25	30	38	39	49	51	52	64
69	70	72	73	74	75	88	89	93	94	95

Are you entering the members-only <u>Class MO</u> ? - Free		No. open class entries: - 50p each (white and green)	
No. Children & Young People's class entries: - Free		<u>Total fees to pay:</u>	£

Please circle your preferred payment method.

Payment method:	Cash enclosed	Cash on day	BACS by 6pm 13 th August
------------------------	---------------	-------------	-------------------------------------

Calling all
Forest of Dean
Residents!


Farsight Wills



Our Services:

Wills - We can prepare simple or complex Wills for a single person or couple. Professional document storage is also available if required.

Lasting Power of Attorney (LPA) - We can produce both types of LPA guiding you through the various options. We also act as witness and certificate provider at no extra cost.

Wills with Property Trust - These are for a couple who own a property together and wish to protect their share of the family home from being lost to long term care fees or sideways disinheritance.

www.farsightwills.com
info@farsightwills.com
01594 801137

FREE
HOME VISITS



BGS Programme - Summer 2026

BGS Membership: only £12 per person per year

We always welcome new members, no gardening experience necessary!

Meetings are held on the second Tuesday of the month at 7.30pm at Bream Sports Club.
Carpark entrance: Oakwood Road, Bream, GL15 6JF. [///plums.launcher.vague](http://plums.launcher.vague)

Meetings are **free for members** to attend, including refreshments. **Non-members, £3.**
Additional admission charges may apply for garden visits and other events.

www.breamgardeners.net

breamgardeningociety@gmail.com

 [Bream Gardening Society](#)

Programme Secretary, Diana Standing - 07419 373254

Saturday 2 nd May	Visit: Moreton Hall Gardens - Tulip Festival
Tuesday 12 th May	Talk: Designing an Organic Garden - Nicola Hope
Sunday 24 th May	Forest Showcase Spring Food Festival - Membership stall with plants and seeds. Composting advice.
Saturday 30 th May	Visit: Members' Open Gardens
Tuesday 9 th June	Talk: Adapting to Climate Change for Gardeners - Sally Oates
Saturday 27 th June	Coach trip: Yeo Valley Organic Garden and Bristol Botanic Gardens
Wednesday 8 th July – Sunday 12 th July	RHS Badminton Flower Show - BGS Young Gardeners will be exhibiting their wheelbarrow garden at this event!
Tuesday 14 th July	Talk: Tasting the science and craft in your coffee - Peter James
Saturday 18 th July	Visit: Nant-y-Bedd - Garden in the Forest.
Tuesday 11 th August	Talk: Making a sustainable garden from scratch - Prof. Clive Stainton
Saturday 15 th August	161st Bream Summer Show - Bream Sports Club grounds. Please support our traditional village show as a volunteer, exhibitor, or visitor.
Sunday 16 th August	Bream Book Fair - Bream Sports Club grounds. BGS gardening book stall and plant stall.
Saturday 5 th or 12 th September	Visit: John's Garden at Ashwood Nurseries
Tuesday 8 th September	Talk: The work of an Agronomist - Edward Sandeman



BGS MEMBERSHIP

Only £12 per person per year

New members welcome — no gardening experience necessary!



Join at any of our events or contact our Membership Secretary: bgsmembership@outlook.com

- Talks and demonstrations given by invited speakers on the second Tuesday of the month.
- Practical workshops. For example, hedgelaying, pruning, composting, and apple pressing.
- Seed and plant swaps and sales.
- Guided walks and visits to local gardens. Annual coach trip. Recent coach trips have included National Botanic Garden of Wales, Royal Botanic Gardens Kew, and the RHS Garden Wisley.
- Informative monthly newsletter.
- Discounts at Coleford Garden Centre, Wye Valley Flowers and Tom's Yard.
- Buzz Club Facilitator: Participate in citizen science projects investigating garden wildlife.
- Affiliated to the Royal Horticultural Society. Benefits include discounted entry to RHS gardens.
Member of the Gloucestershire Federation of Gardening Societies.
Member of the Tender Shoots Garden Club Network. Benefits include seed discounts and access to regular online talks.

For the latest news, please visit our website and follow us on Facebook

www.breamgardeners.net

 [Bream Gardening Society](https://www.facebook.com/BreamGardeningSociety)



BGS Autumn Show

Autumn Produce • Flowers • Flower Arranging

Art & Crafts • Baking • Preserves • Honey • Photography

Section for Children & Young People • Schools' Challenge Shield

Saturday 31st October 2026

West Dean Centre, Bream. GL15 6JW

Entries close 6pm Thursday 29th October

www.breamgardeners.net

